



 **JOHNSON<sup>®</sup>TILES**  
NOT JUST TILES, LIFESTYLES.<sup>®</sup>



**ELITE PLUS, ELITE & BASIC  
WALL TILE COLLECTION**

30x60 CM, 30x45 CM & 37.5 x 25 CM

## 30X60, 30X45 & 37.5X25 cm Wall Concepts

Tiles play an important role in defining the look of our homes. Digitally printed tiles are in vogue as they have the power to transform a plain, mundane wall into a lively, magical one. Creatively done up walls not only make the entire home look exquisite but also lend a warm and welcoming feel to your space.

In digital tiles natural designs such as marble, wood or natural stones are the most sought after. Keeping in mind the latest trend, Johnson presents a stunning and exciting series of Digital Wall Tiles that have replicated marble, wood and stone designs in more refined and razor sharp quality in 3 convenient sizes of 30X60, 30X45 & 37.5X25 cm

With wide range of real life, breathtaking designs to choose from, Johnson Digital Wall Tiles will create astounding effects on your walls. Now flaunt the designs of your choice to enliven your walls so much so that they become a point of discussion.









Д  
Н  
К  
Х



# WALL

---

## 30x60 cm

Glossy	08
Glossy Kitchen Concepts	34
Glossy Elevation	39
Matt	40
Matt Elevation	44

## 30x45 cm

Glossy	48
Glossy Kitchen Concepts	66
Glossy - Pooja	71
Glossy Elevation - HT	72
Glossy Elevation	72
Matt Elevation - HT	74
Matt Elevation	75

## 37.5x25 cm

Glossy	78
Glossy Kitchen Concepts	82
Glossy Elevation	84

Technical & Packing Details	90
Branch & EC Details	91



 **JOHNSON TILES**  
NOT JUST TILES, LIFESTYLES.



## 30X60 CM WALL CONCEPTS







STUP



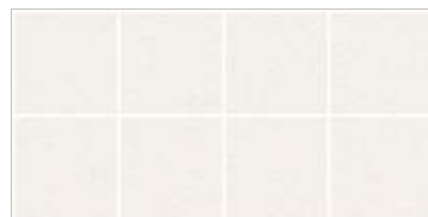
## WALL



BALISTA LT



BARSTOW LT



BEACH SQUARES BEIGE



BALISTA HL



BARSTOW HL



BALISTA DK



BARSTOW DK

## FLOOR




BALISTA - MATT  
30x30 cm CF#



BARSTOW - MATT  
30x30 cm CF#





## WALL



BELLEZA WHITE



BLOSSOMS LT



COASTAL WHITE



BELLEZA HL



BLOSSOMS BIRDS HL



COASTAL HL



BELLEZA GREY



BLOSSOMS FLORA HL



COASTAL DK



BLOSSOMS DK

## FLOOR



BELLEZA - MATT  
30x30 cm CF#



BLOSSOMS - MATT  
30x30cm CF#



COASTAL - MATT  
30x30 cm CF#

CF#-COORDINATED FLOOR TILE





CEMENTO WHITE




CEMENTO WHITE



CHESTNUT IVORY



CEMENTO AVENUE HL



CEMENTO RETRO HL



CHESTNUT DECOR



CEMENTO ETERNO HL



CEMENTO GRIS



CHESTNUT BEIGE



CEMENTO GRIS


**FLOOR**



CEMENTO GRIS - MATT  
30x30cm CF#



CEMENTO GRIS - MATT  
30x30cm CF#



CHESTNUT BEIGE - MATT  
30x30cm CF#

## WALL



CUDJEE LT



CYPRESS WOOD LT



DREAMS WHITE



CUDJEE HL



PARROTO HL 1



DREAMS FLORA HL\*



CUDJEE DK



PARROTO HL 2



DREAMS FLORA HL\*



CYPRESS WOOD DK



DREAMS NERO


## FLOOR



CUDJEE - MATT  
30x30cm CF#



CYPRESS WOOD - MATT  
30x30cm CF#




DREAMS NERO-MATT  
30x30cm CF#

\*RANDOM PHASES AVAILABLE

CF#-COORDINATED FLOOR TILE





EASTUARY LT



EMINENT LT\*



ESTANIO LT




EASTUARY HL



EMINENT HL\*



ESTANIO HL1



EASTUARY DK



EMINENT RETRO



ESTANIO HL2




EMINENT DK\*



ESTANIO DK

**FLOOR**



EASTUARY - MATT  
30x30cm CF#



EMINENT - MATT  
30x30cm CF#



ESTANIO - MATT  
30x30 cm CF#

## WALL



EXOTICA WHITE



GARNET LT



INDIGO SKY



EXOTICA HL



GARNET QUADRA HL



INDIGO DOLPHIN



EXOTICA BLUE




GARNET BROWN



INDIGO WATER

## FLOOR



EXOTICA BLUE - MATT  
30x30cm CF#



GARNET BROWN - MATT  
30x30cm CF#




INDIGO WATER - MATT  
30x30cm CF#

CF#-COORDINATED FLOOR TILE







## WALL



GLOW SNOW BED




GLOW SNOW BRICKS



JOVE WHITE



GLOW AQUA HL\*



GLOW TERRO BRICKS



JOVE CIRCLES HL




GLOW AQUA BED




JOVE GREY

## FLOOR



GLOW AQUA BED - MATT  
30x30cm CF#



GLOW TERRO BRICKS - MATT  
30x30cm CF#




JOVE GREY - MATT  
30x30cm CF#


\*RANDOM PHASES AVAILABLE

CF#-COORDINATED FLOOR TILE






LATTICE CREMA



LATTICE WHITE



LUCID WHITE



LATTICE COPPER DECOR



LATTICE SILVER DECOR



LUCID LEAFS HL



LATTICE BROWN



LATTICE GREY



LUCID GREEN

**FLOOR**



LATTICE BROWN - MATT  
30x30cm CF#



LATTICE GREY - MATT  
30x30cm CF#



LUCID GREEN - MATT  
30x30cm CF#

## WALL



MAGNUM CREAM




MAGNUM CREAM



MARFIL CREMA



MAGNUM AVENUE HL



MAGNUM RETRO HL



MARFIL HEXA HL



MAGNUM ETERNO HL



MAGNUM BROWN



MARFIL BEIGE



MAGNUM BROWN

## FLOOR



MAGNUM BROWN - MATT  
30x30cm CF#



MAGNUM BROWN - MATT  
30x30cm CF#



MARFIL BEIGE - MATT  
30x30cm CF#

CF#-COORDINATED FLOOR TILE





MEDO WOOD LT



MELLOW CREAM



MONTAGE WHITE



MEDO WOOD HL 2



MELLOW DECOR



MONTAGE DECOR



MEDO WOOD HL 1



MELLOW BEIGE



MONTAGE NERO



MEDO WOOD DK

**FLOOR**



MEDO WOOD - MATT  
30x30cm CF#




MELLOW BEIGE - MATT  
30x30cm CF#



MONTAGE NERO - MATT  
30x30cm CF#


## WALL



NAPLEM LT



NILE WHITE



NIROJANA WHITE



NAPLEM HL



NILE ROSA HL



NIROJANA DECO



NAPLEM DK



NILE GREY



NIROJANA BLACK

## FLOOR



NAPLEM - MATT  
30x30 cm CF#



NILE GREY - MATT  
30x30cm CF#



NIROJANA BLACK - MATT  
30x30cm CF#

CF#-COORDINATED FLOOR TILE





## WALL



NUMIS LT



PALAVA LT



PALAVA LT



NUMIS BLOOMS HL



PALAVA BLOOMS HL



PALAVA SCALA HL



NUMIS SPLIT HL



PALAVA DK




PALAVA DK



NUMIS DK

## FLOOR



NUMIS - MATT  
30x30cm CF#



PALAVA - MATT  
30x30cm CF#



PALAVA - MATT  
30x30cm CF#

\*RANDOM PHASES AVAILABLE CF#-COORDINATED FLOOR TILE





PALAVA LT



PRIME WHITE



PRIME WHITE



PALAVA STAR HL



PRIME FLORA HL



PRIME LEAF HL1\*



PALAVA DK



PRIME GREY



PRIME LEAF HL2\*



PRIME GREY

**FLOOR**



PALAVA - MATT  
30x30cm CF#



PRIME GREY - MATT  
30x30cm CF#



PRIME GREY - MATT  
30x30cm CF#


## WALL



QUARJET LT



RABORN LT



REGAL WHITE



QUARJET HL



RABORN HL



REGAL FLORA HL\*



QUARJET DK



RABORN DK



REGAL BLUE

## FLOOR



QUARJET - MATT  
30x30cm CF#



RABORN - MATT  
30x30cm CF#




REGAL - MATT  
30x30cm CF#

\*RANDOM PHASES AVAILABLE CF#-COORDINATED FLOOR TILE





SIENNA LT\*




PLAIN IVORY



UNITAS LT



SIENNA WAVE HL



PLAIN WHITE



UNITAS HL



SIENNA DK\*



UNITAS DK

**FLOOR**



SIENNA DK - MATT  
30x30cm CF#



UNITAS - MATT  
30x30cm CF#

## WALL



SKY LINER



FISH POND HL 2\*



SKY NATURA



FISH POND HL 1\*



FISH POND HL 2\*



FENEL SWAN HL 1\*



FISH POND HL 1\*



POND PEBBLE



FENEL SWAN HL 1\*

## FLOOR



POND PEBBLE - MATT  
30x30cm CF#





FENEL LAKE HL 2\*



FENEL LAKE HL 2\*



POND PEBBLE

## FLOOR

---



POND PEBBLE - MATT  
30x30cm CF#

WALL



BLUE SKY



COCONUT BEACH HL\*



COCONUT BEACH HL\*



COCONUT BEACH HL\*



COCONUT BEACH HL\*



COCONUT BEACH HL\*




COCONUT BEACH HL\*



WHITE SAND



WHITE SAND - MATT  
30x30cm CF#







WALL



DAYTIME



ELEPHANTA HL\*



ELEPHANTA HL\*



ELEPHANTA HL\*



ELEPHANTA HL\*



ELEPHANTA HL\*



ELEPHANTA HL\*




DAYTIME GREY



DAYTIME GREY - MATT  
30x30cm CF#







MISTY WHITE



DEER FOREST HL 1\*



DEER FOREST HL 2\*



DEER FOREST HL 1\*





DEER FOREST HL 2\*



DEER FOREST HL 1\*



DEER FOREST HL 2\*



MISTY GREY



MISTY GREY - MATT  
30x30cm CF#

## WALL



SKY VILLA



FARM VILLA HL\*



FARM VILLA HL\*



FARM VILLA HL\*




FARM VILLA HL\*




FARM VILLA HL\*




FARM VILLA HL\*



LAND VILLA



LAND VILLA - MATT  
30x30cm CF#








## WALL - KITCHEN CONCEPT



BELLEZA WHITE



COASTAL WHITE



DREAMS WHITE



BELLEZA KITCHEN HL\*



COASTAL KITCHEN HL



DREAMS CAFÉ HL\*



BELLEZA GREY



COASTAL DK



DREAMS CAFÉ HL\*




DREAMS NERO

\*RANDOM PHASES AVAILABLE






WALL - KITCHEN CONCEPT



ESSENCE LT



JOVE WHITE



MEDO LINE



ESSENCE POTTERY HL\*



JOVE KITCHEN HL\*



MEDO KITCHEN HL\*



ESSENCE POTTERY HL\*



JOVE KITCHEN HL\*



MEDO KITCHEN HL\*



ESSENCE DK




JOVE GREY



MEDO WOOD DK

\*RANDOM PHASES AVAILABLE





MISTY WHITE



PEARL WHITE



PRIME WHITE



MISTY KITCHEN HL 1



PEARL KITCHEN HL\*



PRIME KITCHEN HL\*



MISTY KITCHEN HL 2



PEARL KITCHEN HL\*



PRIME KITCHEN HL\*



MISTY GREY



PEARL DARK




PRIME GREY

## WALL - KITCHEN CONCEPT



REGAL WHITE



TOUCHWOOD LT



REGAL KITCHEN HL\*



TOUCHWOOD KITCHEN\*



REGAL KITCHEN HL\*



TOUCHWOOD KITCHEN\*



REGAL WHITE




TOUCHWOOD DK

**WALL - ELEVATION**



SILT STONE BROWN



SILT STONE GREY




ROCK STONE\*






## WALL



CRISIL IVORY



CRISIL WHITE



FABER VERDE LT



CRISIL STALK



CRISIL ART



FABER VERDE HL



CRISIL AURIC




CRISIL MURKY



FABER VERDE DK

## FLOOR



CRISIL AURIC - MATT  
30x30cm CF#



CRISIL MURKY - MATT  
30x30cm CF#



FABER VERDE - MATT  
30x30 cm CF#

CF#-COORDINATED FLOOR TILE









## WALL



KENOSIS LT



KIARA LT



MONTEZA LT



KENOSIS EMBRO HL



KIARA HL




MONTEZA HL



KENOSIS PAINT HL\*



KIARA DK




MONTEZA DK



KENOSIS DK

## FLOOR



KENOSIS - MATT  
30x30 cm CF#



KIARA - MATT  
30x30 cm CF#



MONTEZA - MATT  
30x30 cm CF#

\*RANDOM PHASES AVAILABLE CF#-COORDINATED FLOOR TILE





PARAGON LT



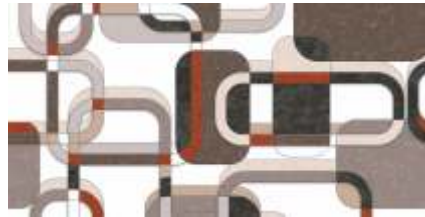
PLAID LT



ROMAN CREAM



PARAGON HL



PLAID HL 1



ROMAN HL



PARAGON DK



PLAID HL 2



ROMAN BROWN



PLAID DK

**FLOOR**



PARAGON - MATT  
30x30cm CF#



PLAID - MATT  
30x30cm CF#



ROMAN - MATT  
30x30cm CF#

ELITE PLUS

30X60 CM

MATT

WALL - ELEVATION



EXTIRIO NATURA



MADRID BLACK



MADRID BROWN





**WALL - ELEVATION**



ROCK FORT BR\*



ROCK FORT BR\*



ROCK FORT GY\*



ROCK FORT GY\*



STONE BRICKS BR\*



STONE BRICKS BR\*



STONE BRICKS BR\*



STONE BRICKS GY\*



STONE BRICKS GY\*



STONE BRICKS GY\*

\*RANDOM PHASES AVAILABLE





**JOHNSON TILES**  
NOT JUST TILES, LIFESTYLES.®



**30X45 CM  
WALL CONCEPTS**





## WALL



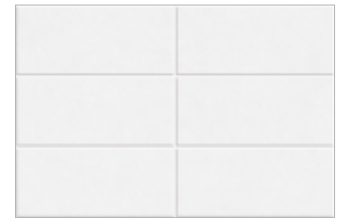
AQUA LT



AQUARIA LT



AVINS LT



AYYAN WHITE




FLEMINGO HL



AQUARIA HL 1



AVINS HL



AYYAN HL\*



STONE SPA HL



AQUARIA HL 2



AVINS DK




AYYAN HL\*



AQUA DK



AQUARIA DK



AYYAN GREY

## FLOOR




AQUA - MATT  
30x30 cm CF#



AQUARIA - MATT  
30x30cm CF#



AVINS - MATT  
30x30cm CF#




AYYAN GREY-MATT  
30x30cm CF#

\*RANDOM PHASES AVAILABLE CF#-COORDINATED FLOOR TILE






## WALL



AXIN AQUA LT



AXIN PINK LT



BLUE SKY



DEEP SEA HL 2\*



AXIN AQUA HL 1



AXIN PINK HL 1




DEEP SEA HL 1\*



DEEP SEA HL 2\*



AXIN AQUA DK



AXIN PINK DK



DEEP SEA HL 1\*



DEEP SEA HL 2\*



DEEP SEA HL 1\*




SAND NATURA

## FLOOR



AXIN AQUA - MATT  
30x30cm CF#



AXIN PINK - MATT  
30x30cm CF#



SAND NATURA - MATT  
30x30cm CF#

\*RANDOM PHASES AVAILABLE CF#-COORDINATED FLOOR TILE





BLUE SKY



DOLPHINS HL 4



WAVE SAND



BOSON LT



DOLPHINS HL 1



SHELL HL



BOSON HL1\*



DOLPHINS HL 2



PEBBLE HL 1



BOSON DK




DOLPHINS HL 3



PEBBLE HL 2

**FLOOR**



WAVE SAND-MATT  
30x30cm CF#




BOSON - MATT  
30x30 cm CF#

## WALL



CALLON LT



CUBOS LT



DAZZLE WHITE



DIANA CREAM



CALLON HL



CUBOS HL1



DAZZLE TREE




DIANA BROWN HL



CALLON DK



CUBOS HL2



DAZZLE BLACK



DIANA BROWN



CUBOS DK


## FLOOR



CALLON - MATT  
30x30 cm CF#



CUBOS - MATT  
30x30 cm CF#



DAZZLE BLACK - MATT  
30x30cm CF#




DIANA BROWN - MATT  
30x30cm CF#

\*RANDOM PHASES AVAILABLE CF#-COORDINATED FLOOR TILE






DONZO LT



DRY FLOWER BODY



DUNE SNOW



EAGEL LT



DONZO HL 2




DRY FLOWER HL



DUNE SNOW HL



EAGEL HL



DONZO DK



DRY FLOWER BASE




DUNE BLUE



EAGEL DK

**FLOOR**



DONZO - MATT  
30x30cm CF#



DRY FLOWER - MATT  
30x30cm CF#



DUNE - MATT  
30x30 cm CF#




EAGEL - MATT  
30x30 cm CF#

## WALL



FINCHY WHITE



FLORITA CREAM



FOUNTAIN LT



GARCIA LT



FINCHY HL 2



FLORITA HL



FOUNTAIN HL 1



GARCIA HL



FINCHY HL 1



FLORITA COFFEE



FOUNTAIN HL 2



GARCIA DK



FOUNTAIN GREEN

## FLOOR



FINCHY WHITE - MATT  
30x30cm CF#



FLORITA COFFEE - MATT  
30x30 cm CF#



FOUNTAIN GREEN - MATT  
30x30cm CF#




GARCIA - MATT  
30x30 cm CF#

CF#-COORDINATED FLOOR TILE






## WALL




GARDENIA LT



GLIMPS AQUA LT



GRANULA PLUS WHITE




HOSTING WHITE



GARDENIA HL 2



GLIMPS AQUA HL




GRANULA FLORA PLUS HL



HOSTING HL



GARDENIA HL 1



GLIMPS AQUA DK



GRANULA PLUS BLACK



HOSTING BLUE




GARDENIA DK

## FLOOR



GARDENIA - MATT  
30x30cm CF#



GLIMPS AQUA - MATT  
30x30cm CF#



GRANULA PLUS BLACK - MATT  
30x30cm CF#




HOSTING - MATT  
30x30 cm CF#

CF#-COORDINATED FLOOR TILE






KERINS LT



LINEN WHITE




LINEN WHITE



MACAUBA SKY



KERINS HL



LINEN RIPPLE DECOR



SPRING FLOWER



MACAUBA ARENA



KERINS DK



LINEN GREY



LINEN BLUE



MACAUBA AZUL

## FLOOR



KERINS - MATT  
30x30 cm CF#



LINEN GREY - MATT  
30x30 cm CF#



LINEN BLUE - MATT  
30x30 cm CF#



MACAUBA AZUL - MATT  
30x30 cm CF#


## WALL




MATRICA LT



MEDO WOOD LT



NETRA LT



QULION PLUS WHITE



MATRICA HL



MEDO PARROT HL 2



NETRA HL




QULION PLUS HL



MATRICA DK



MEDO PARROT HL 1



NETRA DK



QULION PLUS GREY



MEDO WOOD DK


## FLOOR



MATRICA - MATT  
30x30cm CF#



MEDO WOOD - MATT  
30x30cm CF#




NETRA - MATT  
30x30cm CF#




QULION PLUS GREY-MATT  
30x30 cm CF#

CF#-COORDINATED FLOOR TILE





RAYON CREAM



SAINER LT



SANBUCO PLUS LT



SCINTILA LT



RAYON MAPLE HL



SAINER HL



SANBUCO PLUS HL



SCINTILA HL



RAYON BROWN



SAINER DK



SANBUCO PLUS DK



SCINTILA DK

**FLOOR**



RAYON BROWN-MATT  
30x30cm CF#



SAINER - MATT  
30x30 cm CF#



SANBUCO PLUS - MATT  
30x30cm CF#




SCINTILA - MATT  
30x30cm CF#


## WALL



SENZ LT



SIMONY WHITE



SUBSTANCE LT



TENESSEE LT



SENZ HL-1



SIMONY HL



SUBSTANCE SILVER HL




TENESSEE HL



SENZ HL-2



SIMONY GREY



SUBSTANCE SILVER



TENESSEE DK



SENZ DK

## FLOOR




SENZ - MATT  
30x30 cm CF#



SIMONY GREY-MATT  
30x30cm CF#



SUBSTANCE SILVER - MATT  
30x30cm CF#




TENESSEE - MATT  
30x30cm CF#

CF#-COORDINATED FLOOR TILE





WALL



TWEET CHICKS LT



TWEET CHICKS HL\*



VINTAGE LT



VINTAGE DK



TWEET CHICKS HL\*



TWEET CHICKS DK



VINTAGE ART HL\*



TWEET CHICKS HL\*



VINTAGE ART HL\*



TWEET CHICKS HL\*



VINTAGE ART HL\*

FLOOR



TWEET CHICKS - MATT  
30x30 cm CF#



VINTAGE - MATT  
30x30 cm CF#

\*RANDOM PHASES AVAILABLE

CF#-COORDINATED FLOOR TILE






TWINKLE CREAM



WATER WAVES WHITE




PLAIN WHITE



TWINKLE STAR BROWN HL



WATER WAVES HI 2



PLAIN IVORY



TWINKLE BROWN



WATER WAVES HI 1




PLAIN SKY BLUE



WATER WAVES AQUA

**FLOOR**



TWINKLE BROWN - MATT  
30x30cm CF#



WATER WAVES AQUA - MATT  
30x30cm CF#

WALL



QULION PLUS WHITE



SNOW LAND HL 1\*



SNOW LAND HL 2\*



SNOW LAND HL 1\*



SNOW LAND HL 2\*



SNOW LAND HL 1\*



SNOW LAND HL 2\*




QULION PLUS GREY



QULION PLUS GREY - MATT  
30x30 cm CF#





WALL - KITCHEN CONCEPT



BIANCO



BOX WOOD LT



COFFY BITE LT



ETHOS LT



BIANCO HL\*



BOX WOOD HL1\*



COFFY BITE HL\*



ETHOS HL\*



BOX WOOD HL2\*



COFFY BITE HL\*



ETHOS HL\*



BOX WOOD DK



COFFY BITE DK




ETHOS LT

\*RANDOM PHASES AVAILABLE





WALL - KITCHEN CONCEPT



FUSION LT GREY



DINE CLUB LT



DINE CLUB LT



DINE CLUB LT



FUSION KITCHEN\*



DINE CLUB LT HL 1\*



DINE CLUB LT HL 2\*



DINE CLUB DK HL 1\*



FUSION KITCHEN\*



DINE CLUB LT HL 1\*



DINE CLUB LT HL 2\*



DINE CLUB DK HL 1\*



FUSION KITCHEN\*



DINE CLUB DK



DINE CLUB DK



DINE CLUB DK



FUSION DK GREY

\*RANDOM PHASES AVAILABLE



DINE CLUB LT



FLEECE SNOW



MY KITCHEN LT



OLIVELINE PLUS LT



DINE CLUB DK HL 2\*



FLEECE KITCHEN HL 1\*



MY KITCHEN HL\*



OLIVELINE PLUS HL



DINE CLUB DK HL 2\*



FLEECE KITCHEN HL 1\*



MY KITCHEN HL\*



OLIVELINE PLUS DK




DINE CLUB DK



FLEECE NERO



MY KITCHEN HL\*



MY KITCHEN DK

WALL - KITCHEN CONCEPT



PINE PITCH PLUS



SINKER LT



STEAM WHITE



VANILLA WHITE KIT



PINE PITCH HL



SINKER HL\*



STEAM DROPS HL\*



VANILLA HL KIT\*




PINE PITCH PLUS



STEAM DROPS HL\*



VANILLA HL KIT\*



STEAM GREY



VANILLA HL KIT\*



VANILLA BLACK KIT

\*RANDOM PHASES AVAILABLE



**WALL - POOJA CONCEPT**



WEAVE CREAM



ZEAL LT KIT



ACHINTYA - LT



MAITRI - LT



WEAVE HL\*



ZEAL HL KIT\*



ACHINTYA - HL-1



MAITRI - HL-1



WEAVE HL\*



ZEAL LT KIT\*



ACHINTYA - HL-2



MAITRI - HL-2




WEAVE BROWN



ZEAL LT KIT

WALL - ELEVATION (HT)



ARCTIC AQUA



LACKER NERO



LACKER NERO LEAF



LITHO LEAF GRN

WALL - ELEVATION



LIGNITE BEIGE



LIGNITE MIX



METMOLITE




NERO JADE



PEBBELER CAMEO



PEBBELER CREST



PEBBELER GLOW



RUST STONE GREY



STRIPSEE STONE



STRIPSEE WOOD



WEAVE STONE AQUA



WEAVE STONE GREY



**WALL - ELEVATION**



WEAVE STONE SNOW



WEAVE WOOD BROWN




WHITE LEAF JADE






WALL - ELEVATION (HT)



ARCTIC BIANCO



ARCTIC BROWN



ARCTIC NERO



LACK STONE BRN



LACKER GREY



LACKER GREY DÉCOR



LACKER MIX



LACKER WHT



LACKER WHT DÉCOR



LEAF CLUB GOLD



LEAF CLUB GREY



LITHO LEAF BRN



LITHO LEAF MIX



LITHO LEAF NATURA



REEF CREAM



REEF GREY




REEF TAN




REEF WHITE




VERTEX GOLD




VERTEX GREY



VERTEX MIX




VERTEX NERO



VERTEX RED

**WALL - ELEVATION**



BRICK RED



CORDO BROWN




FUME STONE GREY



HICKORY STONE



MIKADO BLUE



STONE LEAF GREY



 **JOHNSON TILES**  
NOT JUST TILES, LIFESTYLES.®



**37.5X25 CM  
WALL CONCEPTS**







# BRASER

## WALL



ATHENA PLUS LT



CALCIA PLUS LT



COSTA PLUS LT



DOLPHIN PLAY SKY



ATHENA PLUS HL



CALCIA PLUS HL



COSTA PLUS HL



DOLPHIN PLAY HL 1



ATHENA PLUS DARK



CALCIA PLUS DARK



COSTA PLUS DK



DOLPHIN PLAY HL 2




DOLPHIN PLAY PEBBLE

## FLOOR



ATHENA PLUS - MATT  
30x30 cm CF#



CALCIA PLUS - MATT  
30x30 cm CF#



COSTA PLUS - Matt  
30X30 cm CF#



DOLPHIN PLAY  
PEBBLE - MATT  
30x30 cm CF#






## WALL



FESTI PLUS LT



FLORA PLUS WHITE



NANCY PLUS LT



NOSTA PLUS LT



FESTI PLUS HL 1



FLORA PLUS HL




NANCY PLUS HL



NOSTA PLUS HL



FESTI PLUS HL 2



FLORA PLUS BLACK



NANCY PLUS DK




NOSTA PLUS DK




FESTI PLUS DK

## FLOOR



FESTI PLUS - MATT  
30X30 cm CF#



FLORA PLUS BLACK - MATT  
30X30 cm CF#



NANCY PLUS - MATT  
30X30 cm CF#



NOSTA PLUS - MATT  
30X30 cm CF#







PINK GARDEN LT



RESTING BIRDS LT



SEROJA PLUS WHITE



IVORY




PINK GARDEN HL



RESTING BIRDS HL\*



SEROJA PLUS FLORA HL



WHITE



PINK GARDEN DK



RESTING BIRDS HL\*




SEROJA PLUS BLACK



RESTING BIRDS DK

**FLOOR**



PINK GARDEN - MATT  
30X30 cm CF#



RESTING BIRDS - MATT  
30X30 cm CF#



SEROJA PLUS BLACK - MATT  
30X30 cm CF#

## WALL - KITCHEN CONCEPT



FRUIT BASKET LT



MOSAICO PLUS FIELD



FRUIT BASKET HL\*



MOSAICO PLUS HL\*



FRUIT BASKET HL\*



MOSAICO PLUS HL\*



FRUIT BASKET HL\*



FRUIT BASKET DK





## WALL - ELEVATION

---



BEDROCK



FLINT



GRAVE STONE



ROCKY

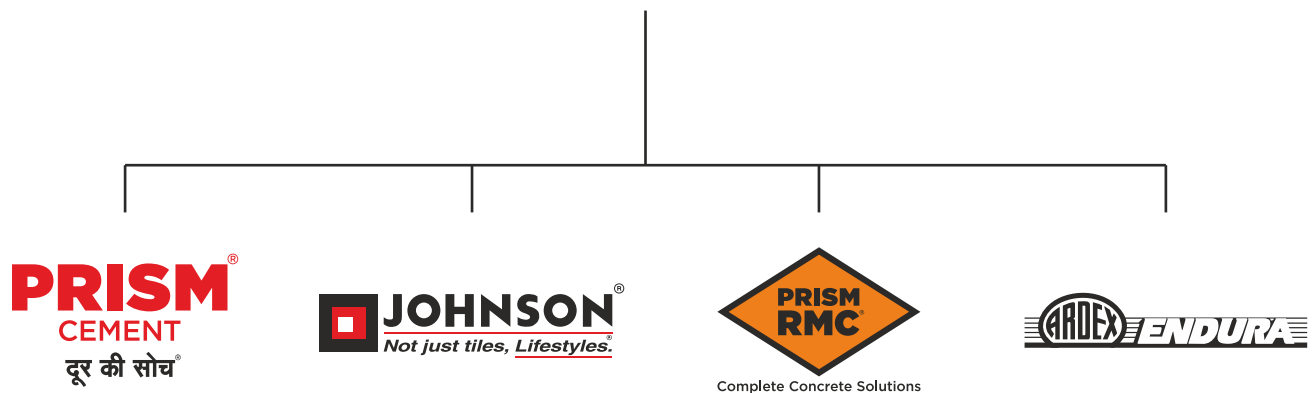




# A journey from tiles to lifestyles - measured in square feet

H&R Johnson (India) is a division of Prism Johnson Limited, one of India's foremost Integrated Building Materials conglomerates.

## PRISM JOHNSON LIMITED



Established in 1958, Johnson is one of the oldest and trusted brands in the country. Built on the strong and unswerving foundations of quality and innovation, this trust has only grown in these decades gone by; and continues to grow. Starting with tiles, the brand soon diversified into offering lifestyle solutions in the realms of Engineered Marble & Quartz and Bath Solutions. There by becoming India's most Integrated Lifestyle Solutions brand. Every product that comes bearing the H&R Johnson insignia is a symbol of the same quality and innovation focused on adding value to the lives of our consumers.

## Pioneering Innovations, A Way of Life

At H&R Johnson the term innovation is at the heart of everything we do. That's why it is backed by credible research. Every product attempts to fill in a void left by conventional offerings in the category, in an innovative manner. It's this value we place on cutting-edge innovation that makes us strive for more and eventually deliver more. A quality and a way of working that has redefine consumer lifestyles and expectations.

- Anti-skid & Water-repellent Tiles for Bathrooms
- Rectified Wall Tiles
- Johnson Marbonite - Vitrified Wall and Floor Tiles
- Joint Free Tiles
- Large Format Slabs
- Digitally Printed Wall & Floor Tiles
- Germ Free Tiles & Sanitaryware
- Exterior & Industrial Flooring Solutions



# India's Most Integrated Tile Manufacturing Company



Self-owned Felspar Mines



Making Punches & Dies



Manufacturing of Soluble Salts and Inks

Being India's most trusted tiling brand requires that trust to be maintained in every stage of developing each and every product that bears the name of the brand. That's why at H&R Johnson, our Felspar Mines are Self-owned, the soluble salts and inks are manufactured in-house, and even the dies and punches are made in-house. All, so that every step in the process comes with the same quality and assurance, that you expect from us.



## Manufacturing Excellence

Johnson has the most modern manufacturing units across strategic locations in India. Our manufacturing facilities employ the best technology from world leaders in tile manufacturing equipment. All our plants are ISO compliant with both 9001 and 14001 certifications as well as OHSAS18001 certification.



## Certifications



Johnson is India's largest tile manufacturer. It's commitment to quality, service and innovation is backed by certification from the world's leading accreditation bodies.

ISO 9001: 2015

For implementing a Quality Management System for the Manufacture and Supply of Ceramic Tiles.

ISO 45001: 2018

For implementing an Occupational Health & Safety Management System for the Manufacturing of Ceramic Tiles.

ISO 14001: 2015

For implementing an Environmental Management system for the Manufacturing of Ceramic Tiles

Certificate of Merit for Energy Conservation, Bureau of Energy Efficiency, Ministry of Power A Recognition for the efficient use of energy and its conservation.

Plant has received Safety award by National Safety Council

GreenPro is a product certification given by the Confederation of Indian Industry (CII) which signifies environmentally conscious life cycle of the production; certification for eco-friendly products that helps customers make an informed choice towards sustainable products.

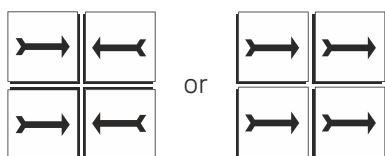
Griha

Griha council is a joint initiative of Ministry of New and Renewable Energy, GOI and The Energy and Resources Institute of implement Griha. India's national rating system for sustainable habitats



# Johnson Wall Tile Fixing Instructions

1. Plaster the surface to be tiled with a good finish and complete the rendering and curing at least two weeks prior to tiling. **DO NOT FIX TILES ON FRESH SURFACE.**
2. Before fixing the tiles, lay them out in the desired pattern and make sure that they give an acceptable blend of shade, colour and design. Also make sure that the tiles are acceptable to your satisfaction. Please note that certain amount of shade & size variation is inherent in all ceramic products.
3. The company bears no responsibility towards the tiles exposed to outside process like transfers, printing, firing etc.
4. For fixing these tiles, we recommend using an appropriate product from the range of tile fixing adhesives from the ARDEX ENDURA (INDIA) PVT. LTD. Please follow the adhesive manufacturer's recommendations and instructions for best results.
5. For fixing the setiles using sand and cement, follow the instruction given below:
  - a) Use cement and sand mortar in the ratio of 1:3. Add some water to create a consistent paste.  
**DO NOT USE NEAT CEMENT FOR FIXING TILES.**
  - b) Once the mixing has been completed, do not add more water and use the mixture within one hour.
  - c) Soak the tiles in clean water at least 30 minutes before fixing.
  - d) Remove the tiles from the water and allow them to drain to ensure that there is no film of water on the tile surface.
  - e) Apply a 15-20mm layer of bedding material evenly over an area of 1 square meter at a time on the surface of the area. Apply a fine slurry to the back of the tile to ensure proper and full bedding. Press gently for even adherence at the back of the tile. **DO NOT USE AN IRON HAMMER OR SOME HEAVY MATERIAL TO PRESS THE TILE.**
6. Mark and lay out the tiles from the center of the area to be laid so that cut tiles, if any, will be on the outer edges towards walls.
7. The nominal/work size of the tile is as printed on the carton. It is advisable to maintain a gap of 1mm to 2mm between two tiles to allow for possible expansion as per ISO tolerance norms.
8. Wait for 24 hours after fixing the tiles. After this period, fill the joints with cementitious or epoxy grouts from ARDEX ENDURA (INDIA) PVT. LTD.
9. Fifteen minutes after the grouting process, wipe off the excess grout with a damp sponge and polish the tiles with a soft, dry cloth.
10. Please note that wall tiles are specially manufactured for use on the wall only. **DO NOT FIX WALL TILES ON THE FLOOR.**
11. For cleaning tiles, use a moist cloth or sponge with water or diluted soap solution. You can also use tile & stone cleaners from ARDEX ENDURA (INDIA) PVT. LTD. **DO NOT SCRUB OR SCRATCH.**
12. DO NOT USE ACID / ALKALI / SOLVENT / OILS / CLEANING POWDERS ETC. FOR CLEANING TILES.
13. Please note: The company does not accept any liability in case of problems arising out of non-adherence to these tile fixing instructions.
14. **THE COMPANY WILL BEAR NO RESPONSIBILITY AFTER THE TILES ARE FIXED.**



**NOTHING IN THESE INSTRUCTION IS A SUBSTITUTE FOR GOOD WORKMANSHIP AND SUPERVISION**

## TECHNICAL SPECIFICATIONS

S. No	Property	ISO 13006:2018 / EN 14411 Group BIII Requirement	Indian Standard IS 15622:2017 Group B III Requirement	Johnson Wall (Rectified) Value	Test Method
	<b>Dimensions &amp; Surface Quality</b>	<b>whichever is less applicable. Rectified edge</b>	Rectified		
1	Deviation in Length & Width	± 0.3% or ±1.0mm	± 0.2 %	± 0.2 %	ISO 10545-2 / IS 13630-1
2	Deviation in Thickness	± 10% or ±0.5mm	± 5 %	± 5 %	ISO 10545-2 / IS 13630-1
3	Straightness of Sides	± 0.3% or ±0.8mm	± 0.15 %	± 0.15 %	ISO 10545-2 / IS 13630-1
4	Rectangularity	± 0.3% or ±1.5mm	± 0.2 %	± 0.2 %	ISO 10545-2 / IS 13630-1
5	Surface Flatness	± 0.4% or ±1.8mm	± 0.3 %	± 0.3 %	ISO 10545-2 / IS 13630-1
6	Surface Quality	Min 95% free from visible defects	Min 95% free from visible defects	> 95% free from visible defects	ISO 10545-2 / IS 13630-1
	<b>Physical Property</b>				
7	Water Absorption	Average > 10%, when the average exceeds 20%, this should be indicated by manufacturer. Individual min value 9%.	Average > 10%, when the average exceeds 20%, this should be indicated by manufacturer. Individual min value 9%.	E > 10%	ISO 10545-3/ IS 13630-2
8	Modulus of Rupture	12 N/mm <sup>2</sup> , Min for Thickness ≥ 7.5mm and 15N/mm <sup>2</sup> Min for thickness < 7.5 mm	12 N/mm <sup>2</sup> , Min for Thickness ≥ 7.5mm and 15N/mm <sup>2</sup> Min for thickness < 7.5 mm	≥ 12 N/mm <sup>2</sup> , for Thickness ≥ 7.5 mm and 15 N/mm <sup>2</sup> for thickness < 7.5 mm	ISO 10545-4/ IS 13630-6
9	Breaking Strength	200 N, Min for thickness < 7.5 mm, 600 N Min for thickness ≥ 7.5 mm	200 N, Min for thickness < 7.5 mm, 600 N Min for thickness ≥ 7.5 mm	≥ 200 N, Min for thickness < 7.5 mm, ≥ 600 N for thickness ≥ 7.5 mm	ISO 10545-4 / IS 13630-6
10	Moisture expansion	Report value	0.04 mm/m, Max	≤ 0.04 mm/m	ISO 10545-10 / IS 13630-3
11	Scratch hardness of surface (Moh's scale)	Not Required	3, Min	≥ 4	IS 13630 -13
12	Impact Resistance Coefficient of Restitution	Report value	0.55, mm	≥ 0.55	ISO 10545-5 / IS 13630 -14
13	Coefficient of Linear Thermal Expansion	Report value	Max, 9 x 10 <sup>-6</sup> K <sup>-1</sup>	≤ 9 x 10 <sup>-6</sup> K <sup>-1</sup>	ISO 10545-8/ IS 13630-4
14	Thermal Shock Resistance	Report result	10 cycles Min	No Damage	ISO 10545-9 / IS 13630 -5
15	Crazing Resistance of Glazed Tiles	Report result	4 cycles @7.5 bar Min	No Damage	ISO 10545-11/ IS 13630-9
16	<b>Chemical Property</b> (cleansers except to cleansing agents containing Hydrofloric acids and its compounds)				
a	Resistance to Staining - Glazed Tiles	Class 3	Class 1, Min	Class 3, (ISO)/ Class 1 (BIS)	ISO 10545-14 / IS 13630-8
b	Resistance to Household Chemicals and Swimming Pool water cleansers	GB	AA	GA/AA	ISO 10545-13 / IS 13630-8
c	Resistance to acids and alkalis (Glazed Tiles)	Report result	Report result	GA	ISO 10545-13 / IS 13630 -8
17	Color Resistance to UV light	Report result	-	No change in color	DIN 51094
18	Lead & Cadmium Release- for Glazed Tiles, where required	Report value	-	Nil	ISO 10545-15

\* ISO / IS technical specifications for Johnson tiles are applicable only for premium /1st Quality tile  
Please inspect all tiles prior to installation, company will not entertaining complaints once tiles are laid/ fixed

## PACKAGING DETAILS

Product	Nominal Size (cm)	No of Tiles/Box	Approx Area/Box (sq m)	Approx Weight/Box (kgs)	Approx Cartons/ 20' Container	Approx Area per Container (sq m)
30x60 cm Digital Wall Tiles	30x60	5	0.9	14.50	1862	1676
30x60 cm Digital Wall Tiles	30x60	6	1.08	16.25	1661	1794
30x45 cm Digital Wall Tiles	30x45	6	0.81	11.80	2288	1853
37.5x25 cm Digital Wall Tiles	37.5x25	8	0.75	9.60	2812	2109
30x30 cm Floor Tiles	30x30	9	0.81	11.60	2327	1885



## YOU CAN ALSO REACH US AT

Region	Branch	Tel.:
East	Kolkata	033-46021880
	Bhubaneshwar	0674 6539836/37/2430240
	Siliguri	9836065812
	Guwahati	8135846661/7575900492
	Ranchi	9576038118
West	Mumbai	022-40647500
	Thane	022-25867600 / 666
	Pune	020-41301164 / 31
	Aurangabad	8669600748
	Ahmedabad	079-48480010
	Raipur	0771-4919129
	Indore	0731-4007441
North	Jalandhar	0182-4505038 / 39
	Chandigarh	0172-4697100
	Delhi	011-49526600

Region	Branch	Tel.:
North	Jaipur	0141-2368329
	Lucknow	0522-2721699
	Varanasi	0542-2222620
	Patna	9576038781
South	Bengalure	080-22234310/080-22234330
	Hyderabad	040-29802270 / 71 / 72
	Vijayawada	9666429666
	Vishakhapatnam	0891-2796376
	Tirupati	9121228960
	Kochi	0484-4871277
	Kozhikode	0422-4382698
	Thiruvananthapuram	0471-2720141
	Chennai	044-28544116 / 28541881
	Coimbatore	0422-4382698
	Madurai	0452-4355584 / 4355594
	Trichy	9486718544

## EXPERIENCE CENTERS

Location	Address	Tel.:
Kolkatta	HOUSE OF JOHNSON - 83 JBS Haldane Avenue, TOPSIA Trinity towers Kolkata - 700046	033-46021880
Guwahati	HOUSE OF JOHNSON - 1st Floor, Above Royal Riders Honda, Near Rahul Kata, Pub Bragaon, Garchuk, Guwahati - 781035	7575900492
Bhubaneshwar	HOUSE OF JOHNSON - Ray Tower, 1st Floor, N4/237, Indradhanu market, IRC Village, Nayapalli, Bhubaneshwar, Orissa - 751015	0674 6539836/37/2430240
Patna	HOUSE OF JOHNSON - SK Builders and colonizer Pvt.Ltd.,1st Floor, SK Palace, Saguna more, Bihar - 801503.	9702651243
Chandigarh	HOUSE OF JOHNSON - SCO 214, sector14, Panchkula, Haryana - 134109	0172-4637724
Delhi	HOUSE OF JOHNSON - First & Mezzanine Floor, B-1/G-3, Mohan Industrial Estate, Mathura Road, New Delhi - 110094.	11-49526600
Lucknow	HOUSE OF JOHNSON - 1st Floor, Prithvi Ratan Height,Plot No CP-4, Vijayant khand - 3, Gomtinagar Yojna, Lucknow - 226028	0522-2721699
Varanasi	HOUSE OF JOHNSON - Ashakunj, 1st floor, D59/103 D4, Opp Siddharth Complex, Sagra Mehmoorganj Road, Varanasi - 221010	0542-2222620
Aurangabad	House Of Johnson Aurangabad - Gut No 16/44, NH-211, Near Balapur Phata, Near Ramkisan Lawns, Beed Bypass Road Aurangabad 431005	8669600748
Pune	HOUSE OF JOHNSON - Sable House, Poona Snuff Factory, Sr. No 11A, Plot 408/4/5, Satara Road, Gultekadi, Pune - 411037	7350009364
Thane	HOUSE OF JOHNSON - Shop No.5, Gr.Floor, Cosmos Jewels, Near Dmart, Anand Nagar, Ghodbunder Road, Thane West - 400615	8424003247
Mumbai - Andheri	HOUSE OF JOHNSON - 1st flr, Bonanza, Sahar Plaza, Nr Hotel Kohinoor continental, J B Nagar, Andheri Kurla Road, Andheri East, Mumbai - 400059	8108030975
Ahmedabad	HOUSE OF JOHNSON - F 106-107, Shivalik Plaza, IIM Road, Panjrapole Cross Road, Ahmedabad, Gujarat - 380015	079-48480010
Indore	HOUSE OF JOHNSON - Shop No 5, 6, 7 and 8, Upper Ground Floor, Exotica, Shalimar Township, Village Niranjapur, A. B. Road, Indore, Madhya Pradesh - 452001	0731-4007441
Raipur	HOUSE OF JOHNSON - 2nd Floor, MM Silver Plaza, Opp Udyog Bhawan, Ring Road - 1, Raipur, Chattisgarh - 492001	771-4919129
Coimbatore	HOUSE OF JOHNSON - Elysium Towers, Park Gate Rd, No. 21, ATT Colony, Gopalapuram, Coimbatore - 641018	0422-4382698
Chennai	HOUSE OF JOHNSON - 82, 84 & 86 Bascon Maeru, 1st floor, Kodambakkam High Road, Nungambakkam, Chennai - 600034	044-48611632
Kochi	HOUSE OF JOHNSON - Door no. 11/300 f, Next to VTJ Hyundai, NH 47 Kundanoor, Maradu, Kochi, Ernakulam - 682304	0484-4871277
Kozhikode	HOUSE OF JOHNSON - Tilal Tower, Near Nexa Showroom, Kudilthod, Malaparamba bypass, Kozikode, Kerala - 673017	0495-2357505
Thiruvananthapuram	HOUSE OF JOHNSON -1st Floor, Sreedhanya Apex, TC 22/3720 (4) Vellayambalam, Sasthamangalam PO, Thiruvananthapuram, Kerala - 695010	0471-2720141
Bengalure	HOUSE OF JOHNSON - No.39, Rajaram Mohan Roy Road , Opp. Kanteerava indoor Stadium, Bengalure - 560027	080-22234310/080-22234330
Bengalure	HOUSE OF JOHNSON - Dodda Banaswadi, Opp. New Baldwin Residential School, Bengalure-560043	080-41692976 / 41692060
Hyderabad	HOUSE OF JOHNSON - SP Jubilee Crown (3rd Floor) Plot - 1270, Road No.36, Jubilee Hills, Hyderabad - 500033	8897525143

For address and contact numbers of our Johnson Exclusive Showrooms and Authorized Retailers, please visit our website [www.hrjindia.com](http://www.hrjindia.com)



**Toll Free No.:** 1800-210-7484

**WhatsApp No.:** +91 84510 57484

**Email:** tiles.customercare@prismjohnson.in

**For Export Enquires, Email:**

exports.customercare@prismjohnson.in

## PRISM JOHNSON LIMITED

### H & R JOHNSON (INDIA) DIVISION

#### Corporate Office:

7th Floor, Windsor, C. S. T. Road, Kalina,  
Santacruz (East), Mumbai - 400 098, India.

**Tel:** +91-22-40647300

**Website:** www.hrjohnsonindia.com

**Registered Office:** 305, Laxmi Niwas Apartments, Ameerpet  
Hyderabad - 500016, Telangana, India.

Download App



Download E-Catalogue



HRJIndia



@hrjohnsonofficial



Hrjohnsonindia



hrjohnson\_india



h-&-r-johnson-india-prism-johnson-limited



HRJohnsonIndia1