



a  
thing of  
beauty.  
a joy  
forever.

**Kajaria**  
**ETERNITY**  
tiles forever

**THE ULTIMA**  
1200x1800 & 1200x1200 MM

INDIA'S NO. **1** TILE COMPANY  
IS ALSO WORLD'S  
**7**<sup>TH</sup> LARGEST MANUFACTURER  
OF TILES




**CONTINUA+**

## ULTIMA: NOW WITH CONTINUA+ TECHNOLOGY

- Fully automatic pressing technology for the production of large slabs
- Superior surface flatness when compared to conventional pressing
  - Consistent and homogenous density
- Greater body strength and flexibility due to uniform roller pressing
  - Unequaled shine, perfect slab planarity

## THE ULTIMA

**Kajaria**  
**ETERNITY**  
tiles forever




# Introduction

**1200x1800 mm | 1200x1200 mm**

The Ultima - a premium collection of extra-large vitrified slabs by Kajaria, is bigger than your dreams. While their large size that exuberate the grandeur of real marble, their stunning looks charm connoisseurs across the globe.


# Finishes

Inspired by the beauty of nature, the Ultima tiles offer the perfect fit for every aesthetic design choice to be elevated to the next level. Available in eight elegant finishes that bring out the classic patterns, they're perfect to add style and sophistication to any space.



## SUPERWHITE

With an 'L' value of more than 94, these striking super white tiles promise the whitest finish available in the industry.



## POLISH

A spectacular mirror-like effect is what you get in this superior finish. The highly polished look is achieved with a high-quality glaze that has a Reflective Index Value of more than 103% and enhancing image sharpness and giving a rich and true color experience.



## PREMIUM MATT/ MATT

These tiles are closest to natural stones to give an ambiance of nature which make them a perfect choice for indoors as well as outdoors. The matt finish complements perfectly to your vision of creating spaces that look traditional and rustic.



## LAVISH

Lavish's fine granules improves upon the classic Matt's anti-slip qualification. It can be mixed with other effects like metallic and woods to give a wide range of design possibility.



## PREMIUM POLISH

These tiles comprise a collection of intense colors which give the most premium feel and vividness to the surface. The high-quality transparent glaze ensures unparalleled sharpness in graphics giving it a high-definition retina image.




## MARBLETECH

This finish is the closest thing to natural marble. The marble look is achieved with a special glaze coated on top of the design which has a reflective index of 45 degrees. Along with that, an elaborate polishing process gives the slab a marble-like smooth feel and shine.



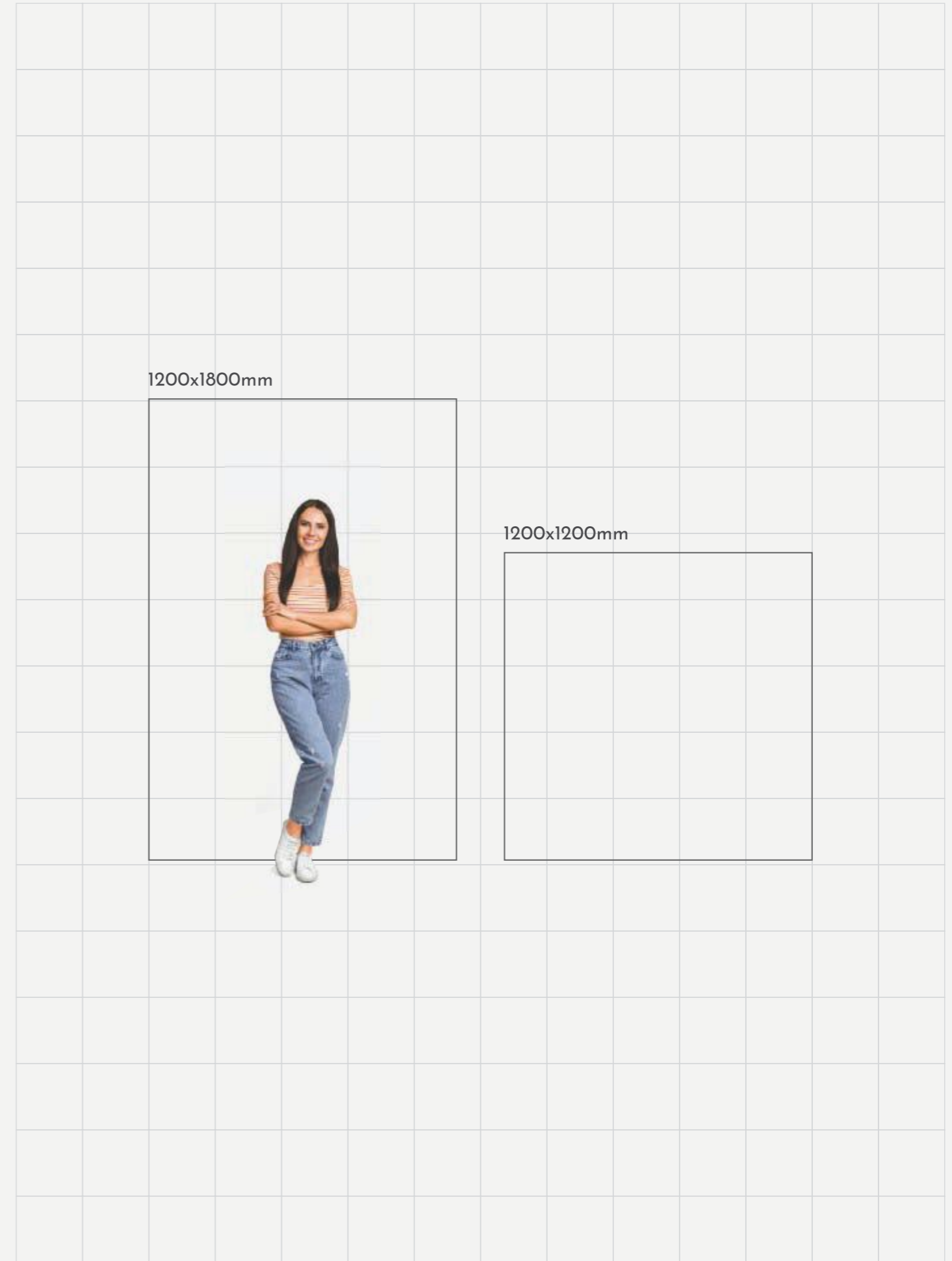
## BLEND

These tiles are inspired by nature, and are made and designed using rare minerals and metals in their veins and drafted with precision, to impart real shine, adding a realistic touch of nature to your home.



## BEYOND

These tiles are developed with advanced digital glaze technology. Though the surface is very smooth with high tonality and intensity the surface reflection is almost zero with the finest integration of designs and elegance.



Beautifully Elegant.  
Technically Superior.

# Features



Scratch Resistant



Stain Resistant



Fire Resistant



High Abrasion Resistant



Easy Installation



Chemical Resistant



Zero % Water Absorption



9mm Thickness



Thermal Resistant



Zero Maintenance



Easy To Clean



High Flexural Strength

Adding a sense of elegance to every space, without any compromise on durability and usability is at the heart of Ultima. Choose from stunning designs to lend a stunning aura to any usage area, with the assurance of knowing that it'll last for years to come.



## GLORIOUS HUES OF OPULENCE

Cosmopolitan in nature these tiles come in a plethora of textures and finishes fit for every corner of your house. Adding a hint of natural beauty to your home these tiles will make you look twice. Available in various hues the Ultima 1200x1800 mm give you various decorative possibilities for both indoor and outdoor spaces.

### The Ultima

1200x1800 mm



For wall application



For Floor application



Fine detailing



Stain resistant

**THE ULTIMA**  
1200x1800 mm



For wall application



For floor application



Fine detailing



Stain resistant



ARBESCATO

SUPER WHITE





ARBESCATO | SUPERWHITE

# THE ULTIMA

1200x1800 mm

 For wall application

 For floor application

 Fine detailing

 Stain resistant

360°  
Random  
 Click Here




CALACATTA DOVE


SUPER WHITE



**THE ULTIMA**  
1200x1800 mm


 For wall application

 For floor application

 Fine detailing

 Stain resistant

Random  
  
[Click Here](#)



POLARIS

SUPER WHITE



POLARIS | SUPERWHITE



**THE ULTIMA**  
1200x1800 mm



For wall application




For floor application



Fine detailing



Stain resistant



SATUARIO

SUPER WHITE

BOOKMATCH




SATUARIO (BOOKMATCH) | SUPERWHITE

**THE ULTIMA**  
1200x1800 mm


  
For wall application

  
For floor application

  
Fine detailing

  
Stain resistant

Random  
  
Click Here



BRISBANE GRIS

PREMIUM POLISH



BRISBANE GRIS | PREMIUM POLISH

**THE ULTIMA**  
1200x1800 mm



For wall application



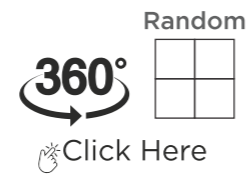
For floor application



Fine detailing



Stain resistant



PERSIAN BLUE

PREMIUM POLISH



PERSIAN BLUE | PREMIUM POLISH

**THE ULTIMA**  
1200x1800 mm



For wall application



For floor application



Fine detailing



Stain resistant



PIETRA GRIS

PREMIUM POLISH



PIETRA GRIS | PREMIUM POLISH


**THE ULTIMA**  
1200x1800 mm

 For wall application

 For floor application

 Fine detailing

 Stain resistant

360°  Random   
[Click Here](#)



ARISTA GREY

POLISH



ARISTA GREY | POLISH


**THE ULTIMA**  
1200x1800 mm


 For wall application

 For floor application

 Fine detailing

 Stain resistant

360° Random  
   
[Click Here](#)



ARMANI GREY

POLISH



ARMANI GREY | POLISH


**THE ULTIMA**  
1200x1800 mm

  
For wall application

  
For floor application

  
Fine detailing

  
Stain resistant

Random  
  
Click Here



BOTTICINO

POLISH




**THE ULTIMA**  
1200x1800 mm

  
For wall application

  
For floor application

  
Fine detailing

  
Stain resistant

Random  
  
Click Here



BRECCIA AURORA

POLISH



BRECCIA AURORA | POLISH




**THE ULTIMA**  
1200x1800 mm

 For wall application

 For floor application

 Fine detailing

 Stain resistant

360° Random  
   
[Click Here](#)



CLASSIC BEIGE

POLISH



CLASSIC BEIGE | POLISH

**THE ULTIMA**  
1200x1800 mm



For wall application



For floor application



Fine detailing



Stain resistant



CLASSIC GREY

POLISH



CLASSIC GREY | POLISH

**THE ULTIMA**  
1200x1800 mm



CORDELA BEIGE

POLISH



CORDELA BEIGE | POLISH

**THE ULTIMA**  
1200x1800 mm

 For wall application

 For floor application

 Fine detailing

 Stain resistant

Random  
   
Click Here



CREMA MARBLE

POLISH




CREMA MARBLE | POLISH


**THE ULTIMA**  
1200x1800 mm

 For wall application

 For floor application

 Fine detailing

 Stain resistant

360° Random  
   
[Click Here](#)



ELEGANTE BEIGE

POLISH



ELEGANTE BEIGE | POLISH

**THE ULTIMA**  
1200x1800 mm



For wall application



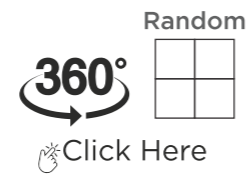
For floor application



Fine detailing



Stain resistant



ELENA CREMA

POLISH



ELENA CREMA | POLISH


**THE ULTIMA**  
1200x1800 mm

 For wall application

 For floor application

 Fine detailing

 Stain resistant

Random  
 360°  
 Click Here



FOSSIL BEIGE

POLISH



FOSSIL BEIGE | POLISH

**THE ULTIMA**  
1200x1800 mm



For wall application



For floor application



Fine detailing



Stain resistant



JERICO MARFIL

POLISH



JERICO MARFIL | POLISH




**THE ULTIMA**  
1200x1800 mm

  
For wall application

  
For floor application

  
Fine detailing

  
Stain resistant

360° Random  
   
Click Here



KASHMIR MARFIL

POLISH




KASHMIR MARFIL | POLISH

**THE ULTIMA**  
1200x1800 mm

  
For wall application

  
For floor application

  
Fine detailing

  
Stain resistant

**Kajaria**  
**ETERNITY**  
tiles forever

360°  
Random  
  
Click Here



OLIKHA BEIGE


POLISH




OLIKHA BEIGE | POLISH

**THE ULTIMA**  
1200x1800 mm


 For wall application

 For floor application

 Fine detailing

 Stain resistant

Random  
  
Click Here



ONYX BLANCO


POLISH




ONYX BLANCO | POLISH

**THE ULTIMA**  
1200x1800 mm

 For wall application

 For floor application

 Fine detailing

 Stain resistant

360° Random  
   
[Click Here](#)



ONYX PEARL

POLISH



ONYX PEARL | POLISH

**THE ULTIMA**  
1200x1800 mm



For wall application



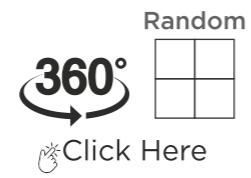
For floor application



Fine detailing



Stain resistant



PIETRA MOCHA

POLISH



PIETRA MOCHA | POLISH

**THE ULTIMA**  
1200x1800 mm



For wall application



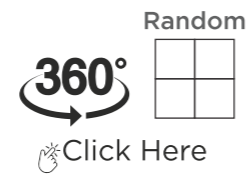
For floor application



Fine detailing



Stain resistant



PIETRA TAUPE

POLISH



PIETRA TAUPE | POLISH

**THE ULTIMA**  
1200x1800 mm



For wall application




For floor application



Fine detailing



Stain resistant



REGALIA MARFIL

POLISH



REGALIA MARFIL | POLISH

**THE ULTIMA**  
1200x1800 mm



For wall application



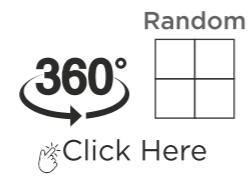
For floor application



Fine detailing



Stain resistant



ROYAL DYNA

POLISH



ROYAL DYNA | POLISH




**THE ULTIMA**  
1200x1800 mm

  
For wall application

  
For floor application

  
Fine detailing

  
Stain resistant

360°  
Random  
 Click Here



TRIANA ROSSO

POLISH




TRIANA ROSSO | POLISH

**THE ULTIMA**  
1200x1800 mm

  
For wall application

  
For floor application

  
Fine detailing

  
Stain resistant

360° Random  
  
  
[Click Here](#)



ZION BEIGE

POLISH



ZION BEIGE | POLISH

**THE ULTIMA**  
1200x1800 mm



For wall application



For floor application



Fine detailing



Stain resistant



ZION MARFIL

POLISH



ZION MARFIL | POLISH

**THE ULTIMA**  
1200x1800 mm



BOTTICINO CLASSICO

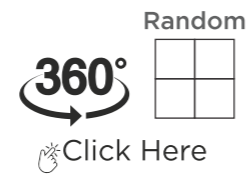
MARBLETECH



BOTTICINO CLASSICO | MARBLETECH

# THE ULTIMA

1200x1800 mm



CLASSIC GREY

MARBLETECH




CLASSIC GREY | MARBLETECH

**THE ULTIMA**  
1200x1800 mm

  
For wall application

  
For floor application

  
Fine detailing

  
Stain resistant

360° Random  
  
Click Here 



ELEGANTE BEIGE

MARBLETECH



ELEGANTE BEIGE | MARBLETECH

**THE ULTIMA**  
1200x1800 mm



For wall application



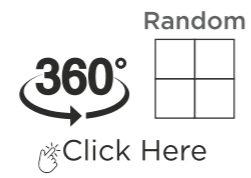
For floor application



Fine detailing



Stain resistant



JERICO MARFIL

MARBLETECH




JERICO MARFIL | MARBLETECH



**THE ULTIMA**  
1200x1800 mm

  
For wall application

  
For floor application

  
Fine detailing

  
Stain resistant

360° Random  
  
Click Here 



OLIKHA BEIGE

MARBLETECH





OLIKHA BEIGE | MARBLETECH



**THE ULTIMA**  
1200x1800 mm

 For wall application


 For floor application

 Fine detailing

 Stain resistant

**Kajaria**  
**ETERNITY**  
tiles forever

360°  
Random  
 Click Here



ONYX BLANCO

MARBLETECH



ONYX BLANCO | MARBLETECH

**THE ULTIMA**  
1200x1800 mm

  
For wall application

  
For floor application

  
Fine detailing

  
Stain resistant

360° Random  
  
Click Here 



EMALI BEIGE

MARBLETECH



EMALI BEIGE | MARBLETECH

**THE ULTIMA**  
1200x1800 mm



For wall application



For floor application



Fine detailing



Stain resistant



HELIX GRIS

MARBLETECH



HELIX GRIS | MARBLETECH

**THE ULTIMA**  
1200x1800 mm



For wall application



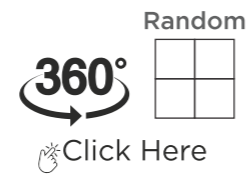
For floor application



Fine detailing



Stain resistant



PULPIS MARFIL

MARBLETECH



PULPIS MARFIL | MARBLETECH


**THE ULTIMA**  
1200x1800 mm

 For wall application

 For floor application

 Fine detailing

 Stain resistant

360° Random  
   
[Click Here](#)



GLANCE BEIGE



BLEND

**THE ULTIMA**  
1200x1800 mm

 For wall application

 For floor application

 Fine detailing

 Stain resistant

360° Random  
   
[Click Here](#)



GLANCE GREY


BLEND



**THE ULTIMA**  
1200x1800 mm

 For wall application

 For floor application

 Fine detailing

 Stain resistant

360° Random  
   
[Click Here](#)



GLANCE IVORY

BLEND



GLANCE IVORY | BLEND

**THE ULTIMA**  
1200x1800 mm



For wall application



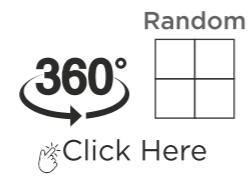
For floor application



Fine detailing



Stain resistant



PLATINA

BLEND



PLATINA | BLEND



**THE ULTIMA**  
1200x1800 mm



For wall application




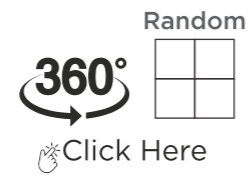
For floor application



Fine detailing



Stain resistant



TRAVENSTONE

BLEND



TRAVENSTONE | BLEND

**THE ULTIMA**  
1200x1800 mm



For wall application



For floor application



Fine detailing



Stain resistant



VIENNA TAUPE

BLEND



VIENNA TAUPE | BLEND

# THE ULTIMA

1200x1800 mm


 For wall application

 For floor application

 Fine detailing

 Stain resistant

360° Random  
   
[Click Here](#)



ARMANI GREY



BEYOND


**THE ULTIMA**  
1200x1800 mm

  
For wall application

  
For floor application

  
Fine detailing

  
Stain resistant

360° Random  
   
Click Here



CREMA MARBLE

BEYOND



CREMA MARBLE | BEYOND


**THE ULTIMA**  
1200x1800 mm

 For wall application

 For floor application

 Fine detailing

 Stain resistant

360° Random  
   
Click Here



ELEGANTE BEIGE

BEYOND



ELEGANTE BEIGE | BEYOND

**THE ULTIMA**  
1200x1800 mm



For wall application



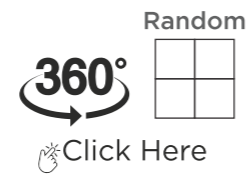
For floor application



Fine detailing



Stain resistant



CARMINATE WENGE


LAVISH




**THE ULTIMA**  
1200x1800 mm

  
For wall application

  
For floor application

  
Fine detailing

  
Stain resistant

360°  
Random  
 Click Here



METOX

LAVISH



METOX | LAVISH


**THE ULTIMA**  
1200x1800 mm

  
For wall application

  
For floor application

  
Fine detailing

  
Stain resistant

360°  
Random  
 Click Here



QUANTUM BRONZE


LAVISH



QUANTUM BRONZE | LAVISH




**THE ULTIMA**  
1200x1800 mm

  
For wall application

  
For floor application

  
Fine detailing

  
Stain resistant

360°  
Random  
 Click Here



OSLO GRIS

PREMIUM MATT



OSLO GRIS | PREMIUM MATT

**THE ULTIMA**  
1200x1800 mm



BASALTINA GREY

MATT




BASALTINA GREY | MATT

**THE ULTIMA**  
1200x1800 mm

  
For wall application

  
For floor application

  
Fine detailing

  
Stain resistant

360° Random  
  
Click Here 



BASALTINA MARFIL

MATT



BASALTINA MARFIL | MATT

**THE ULTIMA**  
1200x1800 mm



For wall application



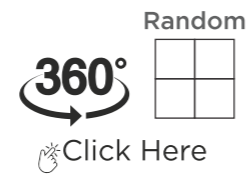
For floor application



Fine detailing



Stain resistant



OSLO MARFIL

MATT



OSLO MARFIL | MATT

**THE ULTIMA**  
1200x1800 mm



For wall application



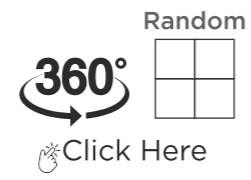
For floor application



Fine detailing



Stain resistant



PORTLAND GREY

MATT



PORTLAND GREY | MATT

**THE ULTIMA**  
1200x1800 mm



For wall application



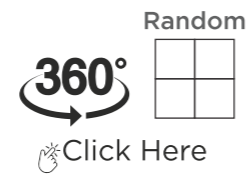
For floor application



Fine detailing



Stain resistant



360°

Random

Click Here



PORTLAND GRIS

MATT



PORTLAND GRIS | MATT



## TECHNOLOGY MEETS STYLE

This contemporary tile is a unique modern addition to add versatility to your spaces. With an array of modern and opulent designs and finishes to choose from the Ultima 1200x1200 mm brings the outdoors to your indoors. With unique Polish, Marbletech and Matt finish these tiles add a hint of natural beauty to your living space.

### The Ultima

1200x1200 mm



For wall application



For Floor application





Fine detailing

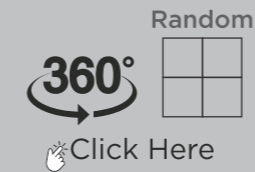


Stain resistant

**THE ULTIMA**  
1200x1200 mm

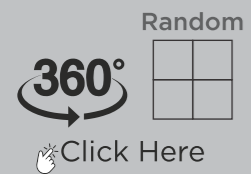


CALACATTA ELITE | SUPERWHITE



SATUARIO DOVE

SUPERWHITE



CALACATTA ELITE

SUPERWHITE



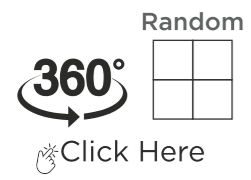
SATUARIO DOVE | SUPERWHITE



**THE ULTIMA**  
1200x1200 mm


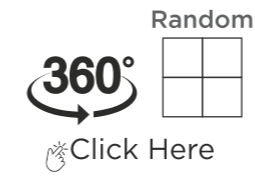


ASPEN GREY | PREMIUM POLISH




ASPEN GREY

PREMIUM POLISH







GOLDEN PORTORO

PREMIUM POLISH



GOLDEN PORTORO | PREMIUM POLISH


**THE ULTIMA**  
1200x1200 mm

-   
For wall application
-   
For floor application
-   
Fine detailing
-   
Stain resistant



ONYX THUNDER | PREMIUM POLISH

360° Random  
Click Here



ONYX THUNDER PREMIUM POLISH

360° Random  
Click Here



BOTTICINO CLASSICO POLISH



BOTTICINO CLASSICO | POLISH

**THE ULTIMA**  
1200x1200 mm



For wall application



For floor application



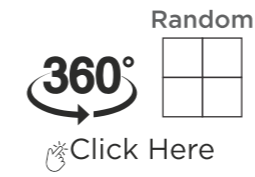
Fine detailing



Stain resistant


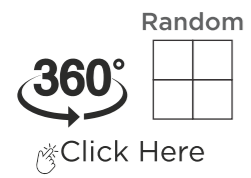


BOTTOCHINO GRANDE | POLISH



CALIFORNIA CREMA

POLISH



BOTTOCHINO GRANDE

POLISH

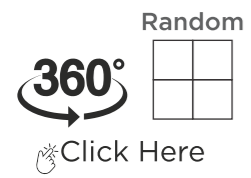


CALIFORNIA CREMA | POLISH

**THE ULTIMA**  
1200x1200 mm

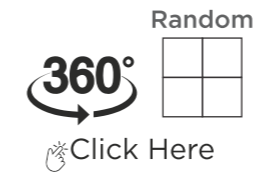


CORSICA BEIGE | POLISH



CORSICA BEIGE

POLISH



INFINITY GREY

POLISH



INFINITY GREY | POLISH

**THE ULTIMA**  
1200x1200 mm

 For wall application



 For floor application

 Fine detailing

 Stain resistant




JERICO MARFIL | POLISH

360°  Random   
Click Here



KASHMIR MARFIL


POLISH

360°  Random   
Click Here



JERICO MARFIL

POLISH



KASHMIR MARFIL | POLISH

**THE ULTIMA**  
1200x1200 mm



For wall application



For floor application



Fine detailing



Stain resistant


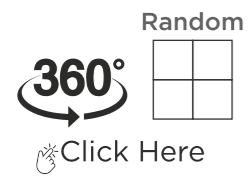


MILANO BEIGE | POLISH



PANAMA BIANCO

POLISH



MILANO BEIGE

POLISH



PANAMA BIANCO | POLISH

**THE ULTIMA**  
1200x1200 mm

 For wall application

 For floor application

 Fine detailing

 Stain resistant




PROVINCE GREY | POLISH

360°   
Click Here



SWIRL BEIGE

POLISH

360°   
Click Here







PROVINCE GREY

POLISH



SWIRL BEIGE | POLISH

**THE ULTIMA**  
1200x1200 mm


-   
For wall application
-   
For floor application
-   
Fine detailing
-   
Stain resistant




SWIRL GRIS | POLISH

Random

**360°**

 Click Here




SWIRL GRIS

POLISH

Random

**360°**

 Click Here



VENICE CREMA





POLISH



VENICE CREMA | POLISH





**THE ULTIMA**  
1200x1200 mm

-   
For wall application
-   
For floor application
-   
Fine detailing
-   
Stain resistant




VENITO MARFIL | POLISH

360°   
Click Here



VENITO MARFIL

POLISH

360°   
Click Here



ARGENTINE GREY

MARBLETECH



ARGENTINE GREY | MARBLETECH

**THE ULTIMA**  
1200x1200 mm

 For wall application

 For floor application

 Fine detailing

 Stain resistant




INFINITY CREMA | MARBLETECH

360°   
Click Here



KASHMIR MARFIL

MARBLETECH

360°   
Click Here



INFINITY CREMA

MARBLETECH



KASHMIR MARFIL | MARBLETECH

**THE ULTIMA**  
1200x1200 mm



For wall application



For floor application




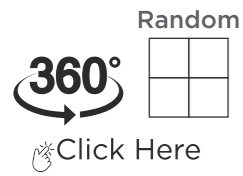
Fine detailing



Stain resistant


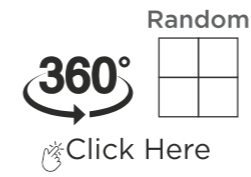


CEMENTINE GRIS | PREMIUM MATT



CEMENTINE GRIS

PREMIUM MATT



CROSS WOOD WENGE

PREMIUM MATT



CROSS WOOD WENGE | PREMIUM MATT


**THE ULTIMA**  
1200x1200 mm

 For wall application



 For floor application


 Fine detailing

 Stain resistant





CROSS WOOD TEAK | MATT

   
Click Here



CROSS WOOD TEAK

MATT

   
Click Here



ATLANTA MARFIL

MATT



ATLANTA MARFIL | MATT

**THE ULTIMA**  
1200x1200 mm



For wall application



For floor application



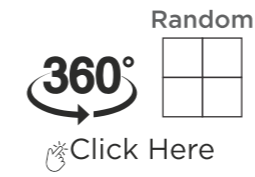
Fine detailing



Stain resistant


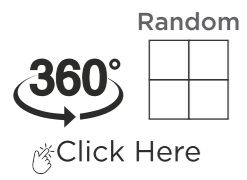


CEMENTINE GREY | MATT



ATLANTA BEIGE

MATT



CEMENTINE GREY

MATT



ATLANTA BEIGE | MATT

## TRANSPORTATION, HANDLING AND STORAGE OF ULTIMA SLAB

When transporting the Ultima slabs, they must be secured properly to avoid storage problems. If the tiles are transported over a short distance, the Ultima slabs should be kept vertically in the vehicle and at back side of slabs there should be proper packing or ply to avoid breakage. If the tiles are transported over a longer distance, they should be kept on an A shape frame, as shown in Fig A and B. With this method, we can avoid any breakage of slabs during transit.

Fig. A


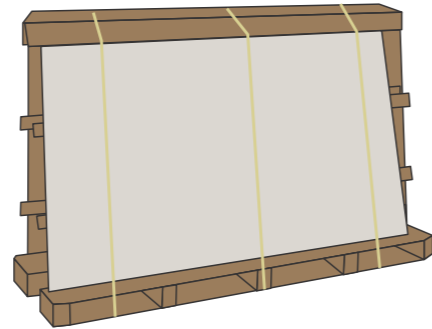


Fig. B



## MANUAL HANDLING OF ULTIMA SLAB

When handling Ultima slabs manually, the primary tool used is the regular suction cup (Fig. A and B). Using these, workers can shift the tiles easily.

Fig. A

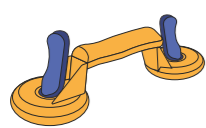

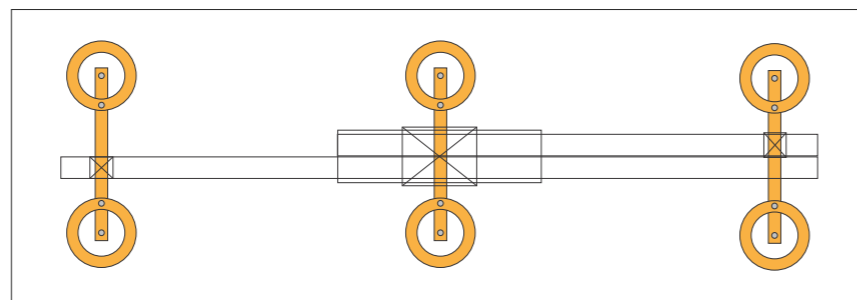


Fig. B



The suction cups should be attached to the face of the tile, not its rear side. The instructions by the manufactures should always be followed.

Fig. C



If the surface of the slab is textured, the best way to handle the Ultima slabs manually is by using a Large Format Tile (LFT) Carrier System (Fig. C) with suction cups that hold the tile from all four sides. By using this method, workers can lift or shift the tiles easily without any damage and will require the manpower of two people.

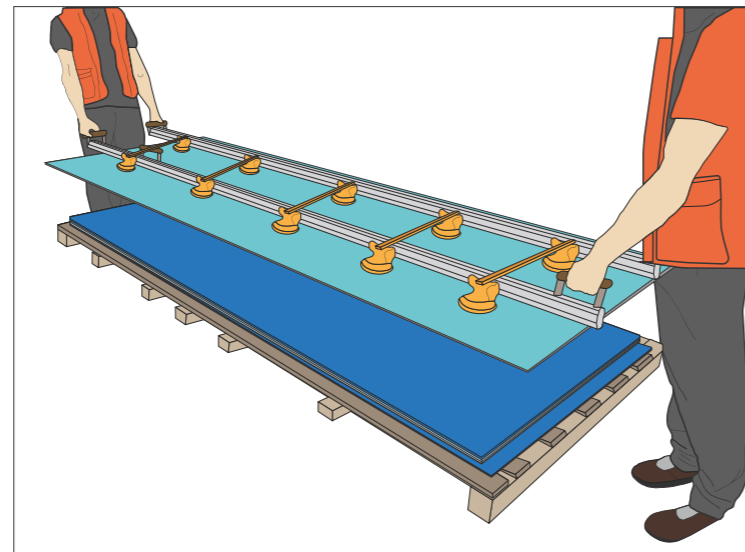
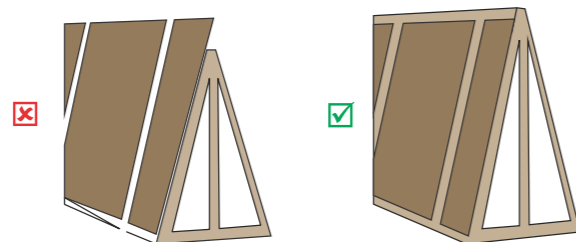


Fig. F

## STORAGE

The Ultima slabs should be stored on A shape frame, made up of wood or steel with rubber lining, as shown below.

Fig. D



## LAYING & FIXING

a) The Ultima slabs are very heavy, large-sized, and have sharp edges. So, it is important for the people transporting the tiles to wear protective gear like gloves during transportation. We also recommend the use of double or triple suction cups for a firm grip of the tile while ensuring the safety of the operator. Before transporting the tile, it should be thoroughly cleaned to get rid of any dust or moisture and make sure that the grip of the tile is not compromised. Then the suction cups should be placed on the face of the tile and be checked for how well they are stuck to the surface before lifting the tile.

To handle the large-sized slabs like Ultima slabs, we recommend using a special LFT carrier system with four suction cups.

b) The following points should be considered while laying the Ultima slabs:

1. The subfloor or the laying surface should be prepared properly before laying the Ultima slabs. The laying surface should be rigid, non-flexing, and capable of supporting the expected load with minimal or no deflection.
2. A leveled subfloor is extremely important to keep the Ultima slabs from cracking.
3. Provision of proper curing for the subfloor, for around 24 to 48 hours before tiling work.

For internal or external application, it is essential to select the appropriate cement-based, fiber-reinforced or ready-mixed adhesive to ensure that the Ultima slabs are properly fixed.

Fig. G

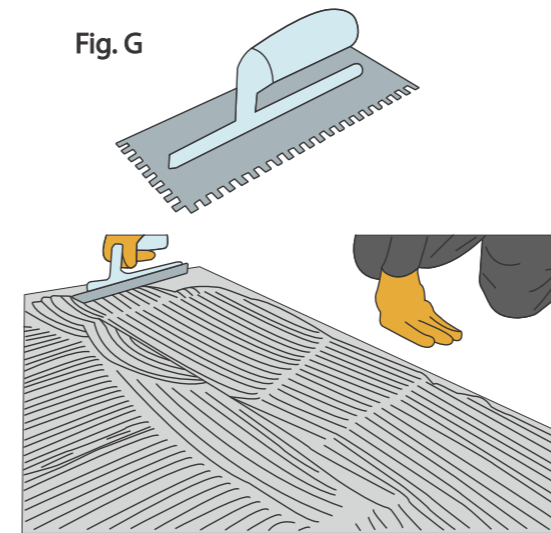


Fig. H

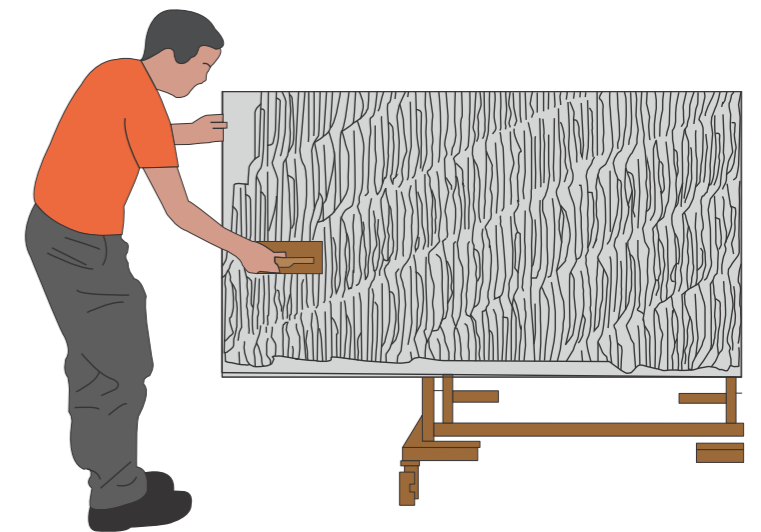
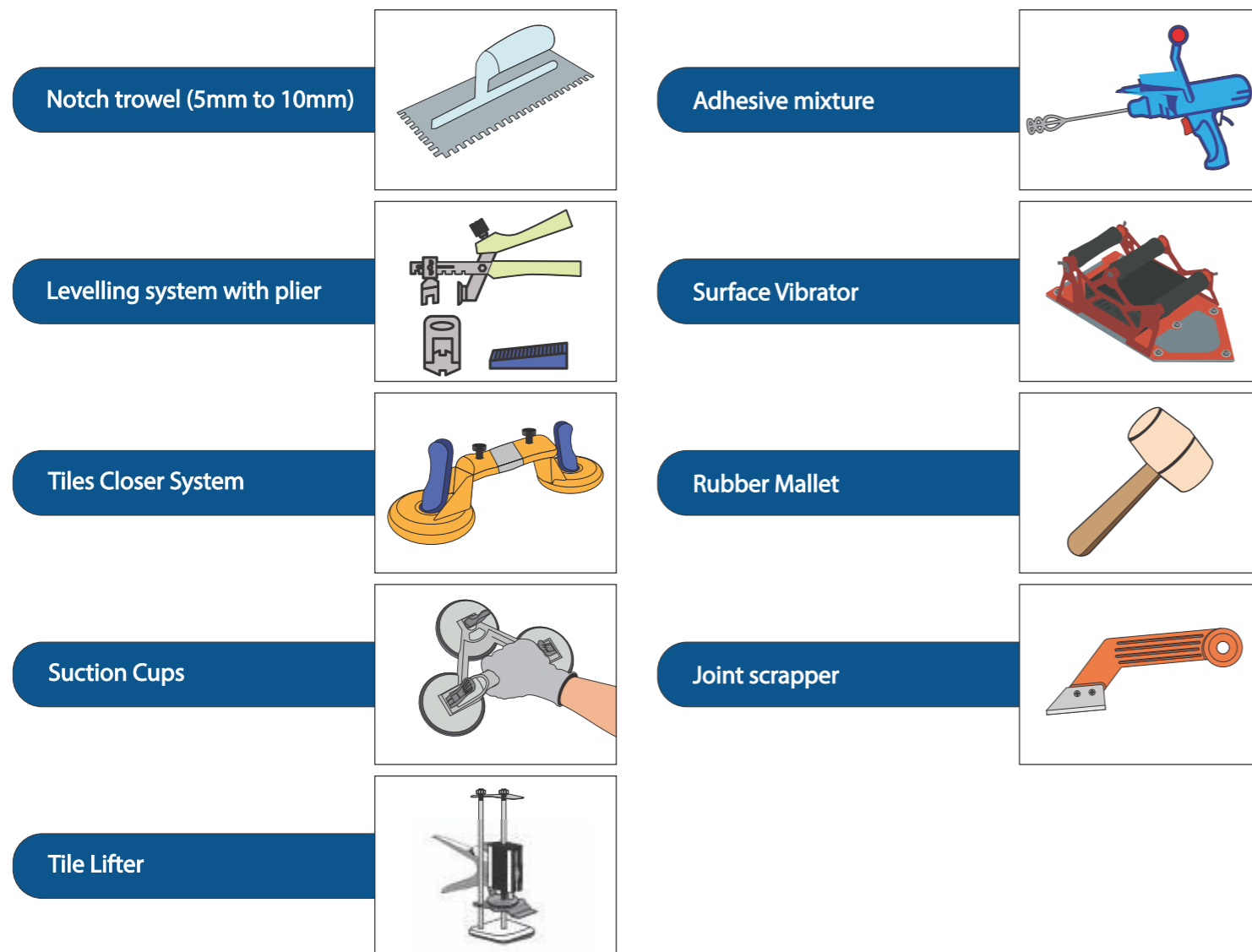


Fig. I

4. Once the subfloor is clean and ready, the adhesive should be spread evenly covering the entire area using a 10x10mm square notch trowel (Fig. G). The adhesive should cover 5cm to 10cm more than the size of the Ultima slabs. The adhesive should always be applied in stripes running parallel with the short edge to remove any air pockets or bubbles.
5. The Ultima slabs require back-buttering due to their large format. Back-buttering means applying a layer of adhesive at the back of the tile using a trowel (Fig. I). The Ultima slabs should be fixed on a handing frame with the use of suction cups in a vertical position, as shown in Fig. C.
6. To apply adhesive on the laying surface, a 10x10mm square notch trowel should be used whereas a 5x5mm square notch trowel should be used for back-buttering.
7. After fixing the Ultima slabs on a handing frame with the use of suction cups in a vertical position, it should be lowered slowly into a horizontal position and firmly pressed into the adhesive along with a surface vibrator or a rubber mallet.
8. Use a levelling system to avoid lippage and give a smooth and even surface at every joint. Levelling systems are available from 1mm to 10mm.
9. A closer system can be used to close the tiles nearer to each other and shift the tile slightly up and down at the time of fixing.
10. The backs of the slabs must be regularly checked to make sure that there is full contact between the adhesive and the tile surface. If a hollow sound is heard during fixing, the tile should be lifted again and provided with extra adhesive at that particular area to give proper strength to the tile.
11. After completing the tiling work, it is recommended to put a protection sheet on tiles until the completion of all civil work. It is recommended that the grouting work be done at the very last, after completing all civil work. We can use sanded grouts with hardener or epoxy grout, depending on the area of usage or as per instructions of the site in-charge.

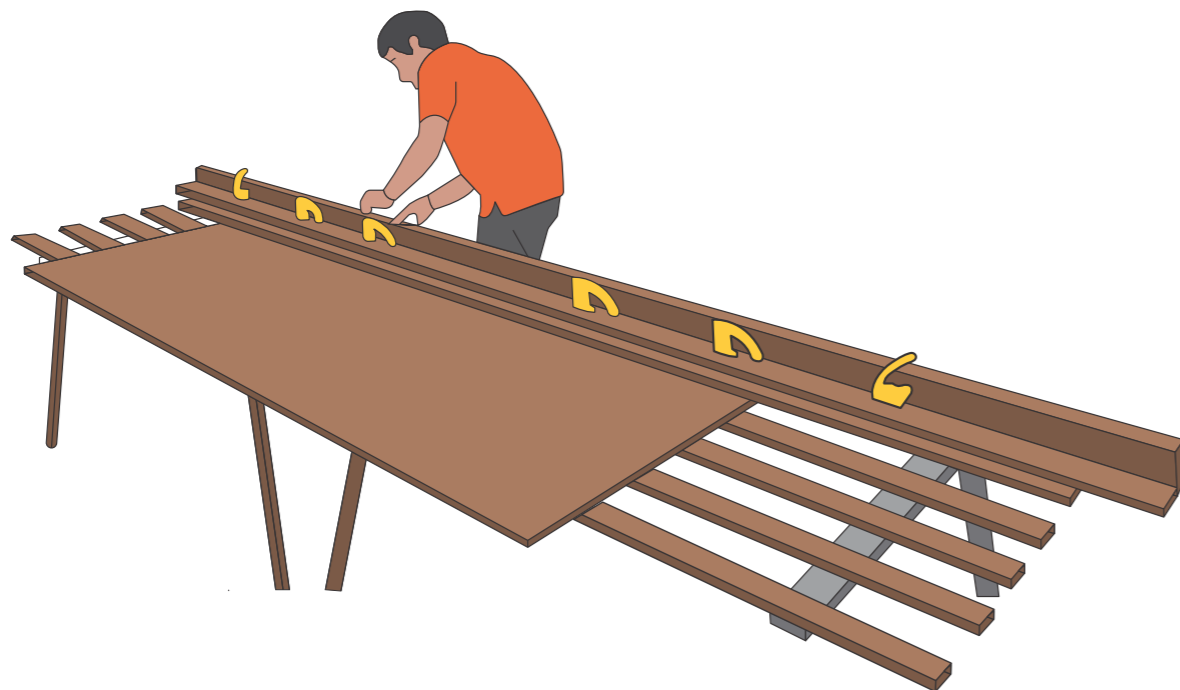
## TOOLS RECOMMENDED FOR ULTIMA SLABS



## TILE CUTTING

Mark the portion to be cut out from the ends of the Ultima slab using a pencil. Then, properly position the cutting guide with a cutting carriage so that the references on the guide coincide with the lines marked on the slab. Lock the cutting guide with the cutting carriage in place using the suction cups. It is vital to keep the pressure and movement of the cutting carriage constant along the whole length of the cut to ensure correct scoring.

Score one end of the slab by 15cm pushing the cutting carriage towards the edge of the slab. Complete the scoring up to the opposite end of the slab.



## CLEANING

### CLEANING AFTER LAYING

After laying the Ultima slabs on the floor or wall, it should be cleaned well to remove any residual grouting and the normal dirt acquired from building works.

A cementitious de-scaler can be used for cleaning the joints, as it is mildly acidic and does not emit harmful fumes, ensuring the safety of the user. In case of material laid with epoxy or resinous grouting, it is recommended to clean after laying with specific detergent or tile cleaner.



### REGULAR MAINTENANCE

To clean the floor thoroughly, we recommend using a natural detergent with high cleaning power. In case of strong dirt that gets encrusted with time, we recommend consulting the following ways to find the perfect solution to every situation:

TYPE OF DIRT	PRODUCT
Cement, Metal tracer, rust	Cementitious descaler
Residuals, stains and halos of epoxy joints	Epoxy descaler
Grease, tire marks, colours, markers etc.	Non soap degrease
Graffiti	Acetone and anti-graffitis

## RECOMMENDATIONS

### Drying Process

Once the tiles have been grouted and the excess grout has been cleaned off, it is important to wait till the tiled surface is dried completely before cleaning. The recommended waiting time is 5 days, before cleaning or using the tiled surface.

### Protecting from Liquid

The newly tiled surface must be protected from water and moisture while the adhesive and grouting materials are maturing and hardening. This is particularly important for outdoor spaces and areas, where there is a risk of freezing.

### Damage Prevention

It is important to protect the newly tiled surface against mechanical or chemical damage resulting from subsequent work carried out by other professionals or due to later installations. Damage can be prevented by covering the floor tiles with thick cardboard or similar material.

### Cleaning Products

For the final cleaning of the tiled surface, the products used should be compatible with the chemical resistance of the tiles. Avoid using solid detergents with abrasive particles and solutions containing hydrofluoric acid, which attacks the glaze and causes irreversible damage to the vitrified tile.

PACKING DETAILS

DIMENSIONS (MM)	NO. OF SLABS/BOX	COVERAGE AREA
1200X1800	02	4.32 m <sup>2</sup>
1200X1200	02	2.88 m <sup>2</sup>

TECHNICAL SPECIFICATIONS

S.No	Technical Characteristics	* IS 15622:2017, *EN 14411:2016 & ISO 13006:2018 Group B1a (Annex G) Standard's Requirement	Kajaria Eternity Tile's Specifications	Test method
1.	Deviation in length & width	± 0.1 % ± 0.6 %/ ± 0.3 %	± 0.10 %	IS 13630-1 EN ISO 10545-2
2.	Deviation in thickness	± 5.0 %	± 4.00 %	IS 13630-1 EN ISO 10545-2
3.	Deviation in Straightness of sides	± 0.1 % ± 0.5 %/± 0.3 %	± 0.10 %	IS 13630-1 EN ISO 10545-2
4.	Deviation in Rectangularity	± 0.1 % ± 0.5 %/± 0.3 %	± 0.10 %	IS 13630-1 EN ISO 10545-2
5.	Deviation in Surface Flatness	± 0.5 % ± 0.5 %/± 0.4 %	± 0.15 %	IS 13630-1 EN ISO 10545-2
6.	Surface quality	95% of the tiles shall be free from visible defects	95% of the tiles shall be free from visible defects	IS 13630-1 EN ISO 10545-2
7.	Modulus of rupture	Avg. 35 N/mm <sup>2</sup> , individual Min 32 N/mm <sup>2</sup>	≥ 40 N/mm <sup>2</sup>	IS 13630-6 / EN ISO 10545-4
8.	Breaking strength	Minimum 1300 N	≥ 2000 N ≥ 7000 N (Only for 60x60x1.5 cm) ≥ 1800 N (Only for 40x80 & 13x80 cm)	IS 13630-6 / EN ISO 10545-4
9.	Bulk Density	Minimum 2.20 g/cc	≥ 2.25 g/cc	IS 13630-2
10.	Glossiness	Manufacture to state the class	Min 5 for Rustic/Matt/Satin Finish Min 90 for Polish Finish	Glossimeter 60 degrees
11.	Water Absorption	≤ 0.08 %, Individual Max 0.1% ≤ 0.5 %, Individual Max. 0.6 %	≤ 0.08 %, Individual Max 0.1% ≤ 0.3 % (Only for 40x80 & 13x80 cm)	IS 13630-2 / EN ISO 10545-3
12.	Resistance to surface abrasion of Glazed tiles	Minimum Class II Report abrasion class and cycles passed	PEI-Class III to Class IV	IS 13630-11 EN ISO 10545-7
13.	Thermal expansion from ambient temperature to 100 °C	Test method available	6x10 <sup>-4</sup> K <sup>-1</sup> Maximum	IS 13630-4 EN ISO 10545-8
14.	Thermal shock resistance	10 cycles Minimum Test method available	10 cycles Minimum	IS 13630-5 EN ISO 10545-9
15.	Moisture expansion	Maximum 0.02 Millimeter/Metre Test method available	Nil	IS 13630-3 EN ISO 10545-10
16.	Crazing resistance (Glazed Tiles)	Passes 4 cycles at 7.5 kg/cm <sup>2</sup> Required	Passes 4 cycles at 7.5 kg/cm <sup>2</sup>	IS 13630-9 EN ISO 10545-11
17.	Frost resistance	Required	100 cycles Minimum	IS 13630-10 EN ISO 10545-12
18.	Resistance to Household Chemicals & Swimming Pool Salts #	Minimum Class AA Minimum GB	Minimum Class AA Minimum GB	IS 13630-8 EN ISO 10545-13
19.	Resistance to low & high concentration of acids & alkalis #	Manufacturer to state classification	Minimum Class AA Minimum GLB,GHB	IS 13630-8 EN ISO 10545-13
20.	Stain resistance**	Minimum Class 1 Minimum Class 3	Minimum Class 1 Minimum Class 3	IS 13630-8 EN ISO 10545-14
21.	Slipperiness	Test method available	≥ R-10 for Rustic/Matt/Satin Finish ≥ R-9 for Polish Finish	DIN 51130:2014
22.	Co-efficient of friction	Manufacture to state the class	≥ 0.32 for Rustic/Matt/Satin Finish > 0.20 for Polish Finish	ISO 10545-17
23.	Scratch hardness of surface(Moh's scale)	Minimum 5 Test method available	Min 6 for Rustic/Matt/Satin Finish Min 5 for Polish/Marbletech Finish	IS 13630-13 EN 101
24.	Impact Resistance	Minimum 0.55 Test method available	Min 0.55 & No identification of cracking	IS 13630-14 EN ISO 10545-5

# Resistance to acids & alkalis (Exception of Hydrofluoric acid & its compounds)

\*\* Vitrified tiles have resistance to most of the stains / chemicals but, it is recommended to take due care while laying and for day-to-day maintenance.

\* Applicable in Gailpur plant only.

- Colours in the catalogue are as accurate as printing process allows. Please check actual tile sample before making the final selection.
- Sizes mentioned in the catalogue are nominal sizes only.
- No claim will be entertained once the tiles are fixed.
- For better laying, please follow the instructions on the packaging box.
- In case it is required to lay the tiles on wall or floor in STAGGERED PATTERN, then always lay them in Overlap 20:80 ratio, as shown in VISUAL 1 instead of Brick pattern (overlap 50:50 ratio), as shown in VISUAL 2.

Please make sure to check the shade/finish with the sales agent/dealer before making the final purchase because there might be variation in actual finish and that shown in the catalogue. The company will not bear any loss in such case.



VISUAL 1



VISUAL 2



KAJARIA DISPLAY CENTRES



❖ BANGALORE :

Farah Icon, 119 2nd Floor,  
Opp. New Pass Port Kendra, Lalbagh Road,  
Bangalore-560027, Karnataka  
Mobile: 9008402951, 9008402949,  
9008016799

❖ COCHIN :

Door No. 48/557-C, MN Square  
Near Gold Souk, NH By Pass, Vyttila,  
Cochin 682019, Kerala  
Mobile: 9995868863, 9746473684  
7303663188

❖ HYDERABAD :

#3 - 143, 1st Floor, Nirvana Building,  
Kavuri Hills, Police Station Opp. Road, Madhapur  
Hyderabad - 500081, Telangana  
Mobile : 9000304996, 9000304992,  
9000005383, 7680000890, 9000304997

❖ CHENNAI :

Old No.10,New No.46, Montieth Road  
Above Wait Rose Super market  
Egmore, Chennai - 600008.  
Mobile : 9791178678, 9952094333

❖ COIMBATORE :

1<sup>st</sup> Floor, No.57, Cowley Brown Road,  
Near Central Library, R.S.Puram,  
Coimbatore - 641002.  
Mobile : 9629944454, 9677708080

SALES REPRESENTATIVE

ANDHRA PRADESH :

Mobile : 9000300790

GOA :

Mobile : 9665046116, 9730088497, 7028018708

VIJAYAWADA :

Mobile : 7680046467, 9000300790





MARCH - 2023

Toll Free No. : 1800 309 309 | Email : [info@kajariaeternity.com](mailto:info@kajariaeternity.com) | For exports : [global@kajariaeternity.com](mailto:global@kajariaeternity.com)  
Website : [www.kajariaeternity.com](http://www.kajariaeternity.com)